

# FED'S FUNDS 50

8/23/2008

FUNDS/INDEXES	CLASS	30-May	6-Jun	13-Jun	20-Jun	27-Jun	2nd Qtr	4-Jul	11-Jul	18-Jul	25-Jul	1-Aug	8-Aug	15-Aug	22-Aug	4-week
Delta Stock	DS	11.8	2.4	-15.6	6.8	-2.8	-33.7	-10.3	-0.4	40.6	5.9	4.9	18.4	3.2	-8.3	17.6
Russell 2000	SC	3.3	-1.1	-0.9	-1.1	-3.8	0.2	-4.6	1.4	2.7	2.5	0.8	2.5	2.6	-2.1	3.8
S&P 400	MC	2.7	-0.9	-0.9	-1.3	-3.6	5.1	-4.4	0.1	1.6	-0.6	0.7	1.6	1.0	-0.8	2.4
S&P 500	LC	1.8	-2.8	0.0	-3.1	-3.0	-3.2	-1.2	-1.9	1.7	-0.2	0.2	2.9	0.1	-0.5	2.7
NASDAQ	TECH	3.2	-1.9	-0.8	-2.0	-3.8	0.6	-3.0	-0.3	2.0	1.2	0.0	4.5	1.6	-1.5	4.5
Dow Jones 30	Ind	1.3	-3.4	0.8	-3.8	-4.2	-7.4	-0.5	-1.7	3.6	-1.1	-0.4	3.6	-0.6	-0.3	2.3
Royce Opportunity	SV	3.2	-1.7	-0.8	-1.3	-5.1	-2.1	-5.5	0.5	3.6	2.1	-0.5	3.7	2.9	-2.0	4.0
N&B Genesis	SB	1.9	0.4	-0.5	-0.2	-2.3	8.4	-4.6	0.8	-0.4	-0.9	0.9	0.8	1.8	-0.4	3.2
W.Fargo Sm Value	SB	0.6	0.7	-2.7	0.3	-1.3	5.6	-4.7	0.1	-1.8	-0.6	-0.4	-3.0	1.5	1.2	-0.8
Baron Growth	SG	2.3	-1.1	-0.8	-1.3	-3.2	1.3	-4.3	-1.4	1.6	0.2	0.7	2.4	0.5	-1.2	2.4
Fid Sm Indpndnce	SG	2.6	-1.6	-1.1	-0.6	-3.0	2.0	-5.2	0.1	1.1	-0.5	0.8	0.2	0.3	-0.8	0.5
MorgStanSmCoGr	SG	3.4	-3.1	-1.3	0.8	-2.8	-1.6	-4.7	-2.6	1.0	1.7	0.5	0.5	2.7	-2.6	0.9
RHJ Micro Cap	SG	3.5	-0.7	-0.5	-1.3	-4.1	-2.5	-5.1	1.5	3.5	2.6	0.0	2.1	3.3	-1.0	4.4
RS Smaller Co Gr.	SG	3.4	-1.9	-1.6	-0.5	-3.6	1.2	-4.3	0.2	0.6	1.1	-1.0	0.5	1.4	-1.9	-1.1
Fid Value	MV	2.4	-2.4	-1.1	-2.7	-3.5	-2.3	-3.1	-2.4	4.0	-1.3	0.8	3.5	0.8	-1.5	3.6
LordAbbettMidCap	MV	2.8	-2.1	-0.7	-3.5	-3.7	0.1	-3.4	-1.6	2.0	-0.3	1.0	3.7	1.2	-1.8	4.1
Oakmark Select	MV	2.5	-4.0	-0.8	-3.8	-4.7	-6.9	-0.1	-1.6	6.7	-3.4	2.0	3.9	0.7	-1.5	5.2
Ariel Appreciation	MB	2.9	-2.8	-0.3	-2.6	-2.9	-3.0	-2.2	-2.7	4.3	1.2	-0.2	4.4	0.9	-3.1	1.9
Ariel Fund	MB	3.2	-2.9	-0.9	-3.4	-4.7	-9.2	-3.0	-3.2	3.8	2.3	-0.2	5.4	1.9	-4.1	2.7
Fid Low Priced	MB	1.3	-2.0	-1.3	-2.7	-2.5	-0.7	-3.6	-1.7	1.9	0.8	0.5	1.8	0.5	-1.2	1.5
Old Mutual Mid Cap	MB	2.2	-1.5	-1.1	-2.5	-3.5	-2.7	-3.3	-0.8	2.9	-0.8	1.1	2.5	1.4	-1.3	3.7
AIM Dynamics	MG	3.4	-1.5	0.4	-1.3	-3.2	5.7	-4.1	-1.5	2.6	-0.8	0.5	1.3	0.5	-0.9	1.3
Alger MidCap Gr.	MG	2.4	-1.9	-0.5	-0.6	-2.9	3.5	-4.3	-1.9	-0.5	-1.4	-0.8	-0.6	-0.2	0.2	-1.4
Fid. Aggr. Growth	MG	2.7	-1.2	-1.6	-0.4	-2.6	7.0	-5.5	0.8	0.4	-1.6	-0.5	0.3	-0.6	-0.4	-1.2
Fid Mid-Cap Stock	MG	2.6	0.3	-1.4	-1.0	-1.8	11.6	-5.8	-0.1	-1.9	-0.4	0.0	0.0	-0.2	0.8	0.6
Janus Enterprise	MG	3.1	-1.6	-0.8	-1.6	-3.6	4.7	-3.6	-1.4	2.1	0.2	-1.1	1.6	2.2	-1.2	1.5
MorgStanMdcapGr	MG	2.5	-1.5	-1.6	-1.9	-2.2	3.5	-5.1	-2.3	1.5	-1.3	0.3	-1.3	1.3	-1.2	-0.9
Rainier Small / Mid Cap	MG	3.0	-1.9	-1.2	-0.8	-3.1	4.3	-4.2	-1.2	2.1	-0.8	0.3	1.0	0.7	-0.3	1.7
Fid Equity Income	LV	1.4	-3.3	-0.5	-3.5	-3.5	-5.3	-1.6	-3.3	3.1	-0.8	0.9	1.9	-0.5	-0.9	1.3
N&B Partners	LV	1.5	-1.2	-0.6	-1.9	-2.7	7.0	-4.2	-2.5	-1.0	-2.8	1.3	-0.8	0.4	1.3	2.2
Oakmark Fund	LV	2.6	-3.2	-0.1	-3.5	-3.3	-4.2	-1.3	-1.2	5.6	-1.8	1.1	5.0	0.5	-1.5	5.1
Fid Dividend Gr.	LB	2.3	-2.7	-0.2	-2.8	-2.8	-3.2	-1.4	-2.7	2.9	0.1	0.5	3.6	0.5	-1.2	3.4
Fidelity Fund	LB	1.9	-1.7	0.3	-1.5	-3.3	1.3	-2.0	-2.2	0.7	-0.8	-0.6	1.1	0.2	0.5	1.1
Fid Growth & Inc	LB	1.4	-3.1	-1.3	-2.8	-4.8	-10.1	-2.1	-5.1	4.4	0.5	2.5	1.3	-0.1	-1.3	2.3
N&B Focus	LB	1.6	-2.2	0.5	-3.5	-3.9	-2.1	-1.3	-1.8	1.4	-1.2	0.4	2.8	0.8	0.0	4.0
Amer. Cent. Ultra	LG	2.2	-2.1	0.2	-2.0	-2.9	0.2	-1.7	-1.5	-0.2	-0.8	0.2	2.2	0.6	0.0	3.1
Fid Contra	LG	1.9	-1.6	-0.7	-1.4	-1.6	3.4	-1.8	-1.0	-0.2	-1.2	-0.5	0.3	0.2	0.6	0.5
Fidelity Fifty	LG	2.3	-1.5	-0.1	-1.2	-1.6	6.6	-5.1	-0.3	-2.2	0.1	-1.5	-0.3	-0.8	1.5	-1.0
Fid. Growth Co.	LG	2.5	-1.3	-0.1	-0.3	-2.0	7.0	-1.9	-0.8	-0.7	-0.1	-3.4	1.4	1.4	-1.0	-1.6
Fid Independence	LG	1.3	0.9	0.0	0.4	0.1	17.0	-5.5	0.0	-4.2	-2.9	0.2	-4.4	-0.1	2.7	-1.7
Fid Magellan	LG	1.8	-2.3	-0.1	-2.3	-3.5	0.6	-2.9	-2.5	0.6	-0.5	0.6	0.7	0.0	0.2	1.5
Fid OTC	LG	3.4	-1.8	-0.5	-0.6	-3.4	5.8	-3.2	-0.4	-0.7	-2.4	-1.6	3.0	1.8	-0.9	2.3
Janus Fund	LG	2.2	-2.2	0.1	-2.7	-3.0	0.2	-2.4	-1.3	-0.2	1.0	-0.5	3.4	0.6	-0.7	2.8
Janus 20	LG	1.9	-0.9	-1.1	0.5	-3.8	7.9	-3.1	-1.2	-2.3	0.9	-0.9	0.3	-0.9	0.4	-1.1
Fid Balanced	BAL	1.3	-1.2	-1.4	-1.0	-2.0	0.8	-2.4	-1.5	0.6	-1.1	1.0	0.5	0.1	-0.3	1.3
Fid Puritan	BAL	1.2	-1.4	-0.7	-1.2	-1.9	-0.3	-1.0	-1.2	0.4	-0.5	0.2	1.1	0.2	-0.3	1.2
Janus Balanced	BAL	0.6	-0.8	-1.1	-1.1	-1.6	-1.2	-0.9	-1.1	-0.5	0.3	0.5	1.4	-0.1	-0.3	1.5
Oakmark Eq. Inc.	BAL	0.2	-0.4	-0.6	-0.9	-0.8	1.4	-1.3	-1.3	-0.4	-0.7	0.3	0.8	0.7	0.0	1.8
Fidelity Canada	FB	0.0	-0.6	-2.1	-0.2	-0.6	12.1	-3.2	-1.0	-1.0	-2.1	0.1	-3.7	-1.0	2.9	-1.8
Fidelity China	PJ	0.2	-3.6	-2.6	-2.6	-2.0	-2.6	-3.7	0.3	-0.4	1.4	-0.3	-2.6	-3.4	-0.4	-6.5
Fid Diver. Intl.	FS	0.5	-2.3	-2.6	-1.8	-1.5	-0.1	-2.5	-1.8	1.2	-0.9	-0.9	-0.8	-2.9	0.1	-4.4
Fid Eurp Cap App	ES	-0.3	-2.4	-3.1	-1.5	-1.4	-2.2	-1.9	-2.5	1.2	-1.1	-0.8	-0.9	-3.5	0.4	-4.7
Fid Japan Sm Co	JS	-0.3	-1.4	-2.1	-2.4	-0.2	-4.6	-2.5	-2.2	-0.5	0.8	-1.0	-3.1	-2.8	-0.3	-7.1
Fid Latin America	LS	1.6	-3.0	-3.1	-2.0	0.5	12.3	-6.0	-1.8	-0.6	-4.5	1.6	-4.8	-4.3	2.8	-4.8
Fid Pacific Basin	DP	0.3	-4.4	-2.5	-2.8	-1.3	-4.8	-4.5	-1.0	-1.5	1.6	-1.2	-2.9	-3.4	-1.1	-8.4
Fidelity SE Asia	PJ	1.0	-4.6	-2.7	-2.7	-1.2	-6.7	-3.3	-0.1	-2.2	2.5	-1.2	-1.1	-2.7	-1.7	-6.5
Fid. Worldwide	WS	1.8	-1.9	-1.4	-1.2	-2.0	3.8	-2.4	-1.8	-0.2	-0.1	-0.6	0.4	-1.7	-0.2	-2.1
TempletonDevMkts	EM	0.4	-3.2	-5.3	-1.5	-1.7	-1.4	-3.9	-0.1	-0.1	-1.0	2.7	-4.7	-0.6	-1.5	-4.1

Fed's Funds 50, The Free, Easy Way To Track Your 401k. Provided to you "as is" without warranties of any kind.

Past performance is no guarantee or prediction of future return.

FedsFunds.com © 2008

# FED'S FUNDS 50






8/23/2008

## About Fed's Funds 50:

**Fed's Funds 50** is a quick-view sheet, e-mailed weekly to Delta Personnel free upon request. It is a collection of the more popular stock mutual funds available through the Delta Family Care Savings Plan. They are not necessarily the best performers. For a more complete listing of funds see:

[www.fedsfunds.com/Complete.htm](http://www.fedsfunds.com/Complete.htm)

## Legend

-  = Top 10 Weekly Performance
-  = Bottom 5 Weekly Performance
-  = Four Week Performance
-  = Top 10 For Four Weeks
-  = Quarterly Returns